

Spider / Rodent Spray

- 5 drops - Peppermint EO
 - 5 drops - Tea Tree EO
 - 5 drops - Lemon EO
 - 5 drops - Lavender EO
- Homes with dogs and cats, replace Tea Tree with Neem oil


DIRECTIONS:

1. Add essential oils to a NOW 60ml spray bottle.
2. Fill remainder of bottle with water and a dash of Simply Clean dish soap (emulsifier).
3. Spray when and where needed.
4. Re-apply once per week.



huiles essentielles
now
essential oils

nowfoods.ca/nowsolutions



Spider / Rodent Spray

- 5 drops - Peppermint EO
 - 5 drops - Tea Tree EO
 - 5 drops - Lemon EO
 - 5 drops - Lavender EO
- Homes with dogs and cats, replace Tea Tree with Neem oil


DIRECTIONS:

1. Add essential oils to a NOW 60ml spray bottle.
2. Fill remainder of bottle with water and a dash of Simply Clean dish soap (emulsifier).
3. Spray when and where needed.
4. Re-apply once per week.



huiles essentielles
now
essential oils

nowfoods.ca/nowsolutions



Spider / Rodent Spray

- 5 drops - Peppermint EO
 - 5 drops - Tea Tree EO
 - 5 drops - Lemon EO
 - 5 drops - Lavender EO
- Homes with dogs and cats, replace Tea Tree with Neem oil


DIRECTIONS:

1. Add essential oils to a NOW 60ml spray bottle.
2. Fill remainder of bottle with water and a dash of Simply Clean dish soap (emulsifier).
3. Spray when and where needed.
4. Re-apply once per week.



huiles essentielles
now
essential oils

nowfoods.ca/nowsolutions



Spider / Rodent Spray

- 5 drops - Peppermint EO
 - 5 drops - Tea Tree EO
 - 5 drops - Lemon EO
 - 5 drops - Lavender EO
- Homes with dogs and cats, replace Tea Tree with Neem oil

DIRECTIONS:

1. Add essential oils to a NOW 60ml spray bottle.
2. Fill remainder of bottle with water and a dash of Simply Clean dish soap (emulsifier).
3. Spray when and where needed.
4. Re-apply once per week.



huiles essentielles
now
essential oils

nowfoods.ca/nowsolutions